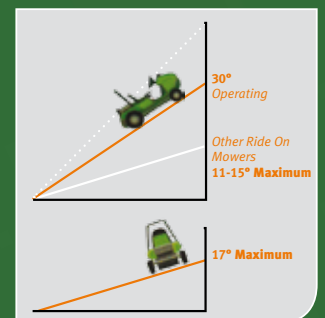




For safety, stability and performance in tough conditions there is only one mower to consider

Grillo® Climber



ON THE FARM



"I use it because I can mow places I can't even take my tractor"

IN THE GARDEN



"The wide deck on the Magnum gives me a quality finish"

ON THE LIFESTYLE BLOCK



"When I mow my country property the grass is always long"

Grillo Climber

For safety, stability and performance in tough conditions there is only one range to consider – Grillo Climber: a comprehensive line up of quality Italian machines that will extend your mowing beyond the normal limits that other ride on mowers provide.

Available in both 7 Series for smaller lifestyle properties and the rugged 9 Series for larger blocks, Grillo Climbers will effectively mow down over metre high grass including brushwood, gorse, bracken, overgrown areas of vegetation, and even create fire breaks in dry environments.

The Climber range will mow into places even a tractor won't go, extending your mowing as well as your safety. Highly productive in areas with restricted access or in situations where hand held trimmers or walk-behind mowers would prove slow or would be labour intensive.

The Climber range takes safety to a new level with its low slung design, central weight distribution and low centre of gravity. Both the 7 Series and 9 Series give you complete control and safety over your mowing experience. Designed to mow up, down, and across steep slopes, the Climber mows places your old ride on mower couldn't even reach.

The Climber Magnum incorporates all the above power and steep gradient mowing features with a durable Multi-Purpose (MP) 130cm finishing deck. This is perfect for owners with larger, steeper properties who want an attractive quality finish for their lawn.

The MP deck can rear-discharge as well as mulch and is also available as an optional extra on all 9 Series machines for owners who wish to move to a higher quality finish after perhaps breaking in their property.



Safety, Stability, and Performance in Tough Conditions. Grillo Climber.

- *A family friendly, safer way to mow due to an extremely low centre of gravity and ground hugging profile.*
- *Extends your mowing due to its ability to handle rough, steep terrain and mow not only short but also very long grass.*
- *Highly effective front brakes (not on CL7.10) for controlling the descent and bringing the machine to a halt on steep slopes.*
- *Mow anytime – tractor wheel grip and differential lock (not on CL7.10) allow you to mow all year round even across slopes when wet and slippery.*
- *Mow when it suits you – the Climber's ability to mow any length grass means you don't have to worry if you miss a mowing cycle.*
- *Heavy duty hydrostatic transmission for easy operation and greater reliability.*
- *Ability to fit rear dual wheels (on 9 series) for extra stability and traction on steep slopes, as well as an optional tow bar for light towing.*
- *Highly manoeuvrable two wheel drive with light weight rack and pinion steering and small turning circle radius.*
- *Low noise levels – kinder on you and the people around you.*
- *Ergonomic, Italian design and aesthetics makes the Climber attractive to look at, and comfortable to drive.*

Grillo

Climber

Climber 7 Series

The **Climber 7 Series** range has been designed for smaller lifestyle properties where it may not be so rough underfoot. Available in three configurations – the entry level Climber 7.10 with a 78cm cutting width and turf wheels and the more advanced Climber 7.13 and Climber 7.16 with 85cm cutting width and tractor wheels. 7 series Climbers are available in either 13.5hp or 16hp engine options and are also fitted with a powerful headlight for mowing in fading light conditions.



The **Climber 7 Series** will tackle terrain types and long grass that your old mower couldn't cope with and will allow you to mow safely in damp and slippery conditions. The Climber 7.13 and CL7.16 also feature tractor type wheels, **differential lock** for providing better traction and **front brakes** for instant stopping. Built robustly, 7 series Climbers will give you years of trouble free running with normal maintenance.

The **Climber 9 Series** is the ultimate mower for heavy duty use on big blocks. Designed where maximum performance is required on difficult, sloping, uneven terrain where it might be rough underfoot. With 91cm cutting width as standard, the Climber 9 Series will handle rough terrain, over metre high grass, and steep slopes. The Climber 9 Series comes in three models to suit your application. Choose between the 16hp and 21hp Twin Vanguard engines depending on the size of your property. For a manicured lawn area, the Climber Magnum features the multi-purpose 130cm three bladed deck providing a quality finish. All 9 series Climbers feature tractor type wheels, **differential lock** for providing better traction and **front brakes** for instant stopping.

Climber 9 Series



Tough conditions present little challenge to Grillo Climbers. Their low slung well balanced design with low centre of gravity provides the safest mowing solution for you and other family members who wish to help with mowing tasks. Grillo Climber – it's all about safety for you and your family!

For testimonials and short movies visit www.grillo.com.au or www.grillo.co.nz



Differential Lock

Engaged by foot pedal to provide traction on driving wheels when travelling across slopes or in slippery conditions.



Front Drum Brakes

Halts the machine on steep slopes for increased safety.



Optional Dual Wheels/Tow bar

For increased stability on 9 series machines when working across slopes/Tow bar available as option for light towing.



Optional Multi Purpose (MP Deck 130cm)

The 1.3 metre MP deck can be fitted to all 9 Series models. Designed for a quality finish on lawn with rear discharge and removable mulching baffle.



Swinging Front Axle

Heavy duty front axle pivots to keep all four wheels on the ground. Rack and Pinion steering with increased manoeuvrability.

CONTROLS: EASY TO USE WITH ERGONOMIC POSITIONING




BLADE ENGAGEMENT

Electromagnetic clutch engages blades and ensures long belt life (on 9 series machines).



HYDROSTATIC TRANSMISSION

Forward, reverse and speed over the ground operated by a single hand control lever.



ADJUSTABLE CUTTING DECK

4 positions plus one for transportation.



ADJUSTABLE STEERING WHEEL


With steering ball grip for easy manoeuvring.



Climber 7 Series

Climber 9 Series



	Climber 7 Series			Climber 9 Series	
	Climber 7.10	Climber 7.13	Climber 7.16	Climber 9.16/9.21	Climber MAGNUM
Petrol Engine	Briggs & Stratton 13.5HP OHV single cylinder	Briggs & Stratton 13.5HP OHV single cylinder	Briggs & Stratton Vanguard 16HP OHV Vanguard TWIN cylinder	Briggs & Stratton 16/21HP OHV Vanguard TWIN Cylinder	Briggs & Stratton 21HP OHV Vanguard TWIN Cylinder
Fuel tank	8 lt with 1.5 lt emergency supply	7 lt with 1 lt emergency supply	7 lt with 1 lt emergency supply	13 lt + 3 lt emergency supply	14 lt with 3 lt emergency supply
Fuel Consumption	3.0 lt/hr	3.0 lt/hr	3.5 lt/hr	3.5/4.0 Lt/h	4.0 Lt/h
Starting system	Electric, 12V battery	Electric, 12V battery	Electric, 12V battery	Electric, 12V battery	Electric, 12V battery
Gearbox	Hydrostatic Transmission Tuff Torq®	Hydrostatic Transmission Tuff Torq®	Hydrostatic Transmission Tuff Torq®	Hydrostatic Transmission with brake Hydro-Gear®	Hydrostatic Transmission with brake Hydro-Gear®
Differential lock	No	Yes	Yes	Yes	Yes
Blade Engage System	Lever engagement	Lever engagement	Lever engagement	Electromagnetic clutch	Electromagnetic clutch
Speed forward	0-9 km/hr	0-9 km/hr	0-9 km/hr	0-9 km/hr	0-9 km/hr
Speed reverse	0-4 km/hr	0-4 km/hr	0-4 km/hr	0-4 km/hr	0-4 km/hr
Tyres front	13x5.00-6	13x5.00-6	13x5.00-6	13 x 5.00-6	13 x 5.00-6
Tyres rear	Turf 16x7.50-8	Ag 16x6.50-8	Ag 16x6.50-8	Ag 17 x 8.00-8	Ag 17 x 8.00-8
Tyre Options	No	No	No	Turf	Turf
Front Drum Brakes	No	Yes	Yes	Yes	Yes
Parking Brake	Yes	Yes	Yes	Yes	Yes
Adjustable, Sprung Seat	Yes	Yes	Yes	Yes	Yes
Tilting Seat option	No	No	No	Yes	Yes
Pivoting Front Axle	Yes	Yes	Yes	Yes	Yes
Cutting deck	Rear/side discharge	Rear/side discharge	Rear/side discharge	Rear/side discharge	Dual purpose rear discharge and mulch.
Blade Type	Rotating bar with swing flail blades	Rotating bar with swing flail blades	Rotating bar with swing flail blades	Rotating bar with swing flail blades	Three multipurpose blades
Cutting Width	780 mm (31")	850mm (34")	850mm (34")	910 mm (36")	1300 mm (51")
Blade tip speed	74m/sec	70m/sec	70m/sec	70m/sec	82m/sec
Optional Mulch Kit	No	No	No	Yes	Standard with Deck
Cutting height	35 - 85mm, 6 positions, 1 travel position	35 - 85mm, 6 positions, 1 travel position	35 - 85mm, 6 positions, 1 travel position	30 - 90 mm with 4 different positions, 1 travel position	30 - 90 mm with 4 different positions, 1 travel position
Hourly cutting capacity (approx)	4,500 m ² /hr	4,800 m ² /hr	6,000 m ² /hr	7,000 m ² /h	8,500 m ² /h
Internal steering radius	485 mm	485 mm	485 mm	510 mm	510 mm
 Length	1895 mm	1895 mm	1895 mm	1830 mm	1830 mm
 Width	900 mm	900 mm	900 mm	990 mm	1340 mm
 Height	975 mm	975 mm	975 mm	940 mm (1050 with Roll bar)	940 mm (1050 with Roll bar)
Weight	215 kg	225 kg	235 kg	293kg/305 kg	325kg
Machine ROPS	No	Yes	Yes	Yes	Yes

NOTE: Changes to specifications may occur without notice

WARRANTY: 3 Year Limited Warranty on registered units.

1st Year: Full Parts and Labour warranty

2nd Year: Full Cost of Parts

3rd Year: Half Cost of Parts

Refer to full warranty conditions:

www.grillo.com.au - www.grillo.co.nz

1-800 474556

0-800 474556

Importer and distributor AgriGarden Distributors

Dealer Stamp: