
















MD 22



				 (US qts)							 kg (lb)
							HYDROSTATIC		ELECTRIC	QUICK SHIFT	
MD 22	7220 Prof. Series B&S	18	656/2	 13 L (13.7)			0 - 9 km/h (0 - 5.6 mph)	38 cm (15 in)	30.....70 mm (1.2.....2.8 in)	110 cm (43 in)	325 (717)