



ROTAVATORS



the earth moves with a Grillo

The wide range of Grillo rotavators satisfies all needs both in agriculture, horticulture and gardening.

The first Grillo rotavator was produced in the 60es. Since then many other models have been produced. We are **relentlessly searching for** innovative solutions to make our rotavators **more efficient and more reliable, safer and easy-to be-used**, suitable to satisfy even **the most demanding users**.



Grillo rotavators are used for tilling even **very hard and stony soils to a considerable depth**. As a rule of thumb, always turn the spur to the front to come up with a better result avoiding therefore putting too much effort on the user. The first run breaks the superficial crust while a second run allows to process the soil into depth. The tiller side discs should be removed to allow the tiller to work deeper into hard soils. Our models 2500, 3500 and 11500 are especially suitable for an efficient and easy work on slopes too.



The user can adjust **the tilling depth** putting more or less pressure on the spur and adjusting its height. If the spur is adjusted into a higher position, the machine's balance is shifted onwards so it will go forward easily and it will consequently not work very much into depth. On the contrary, if the spur is adjusted into a lower position the machine will tend to stay, allowing therefore a deeper tilling of the soil.



Side discs are necessary to balance the machine and to mark out the tilled area. When working on softer soils, side discs are recommended to prevent the tilled soil from covering the new plants and damaging their roots.

The tine holders of the models Princess MP3 PRO, 2500, 3500 and 11500 have double holes to fit the tines at 90° or forming a spiral. **Tines fitted at 90°** are especially recommended for hard, stony clay and wet soils to prevent the tiller from clogging. This way the tines impact the ground in a more decisive way to break the superficial crust. **Tines fitted to form a spiral** are more effective on soft soils because they ensure a better floating of the machine and consequently allow it to move forward evenly.



On **soft soils** the side discs ensure the machine an optimum balance, allowing it to move forward evenly without digging in. **If the soil is hard** or wet, it is recommended to use the tiller without side discs to allow the tines to reach deeper into the ground and to avoid clogging the tiller.

High quality products and service

All Grillo products **are designed and built to last** plus retain its value over many years. All components, from the simplest to the most complex, are of a high standard. The frame, handlebars, tillers, transmission, gears are all built by Grillo using premium materials and cutting-edge technology. All this in order to achieve a constant 100% quality control level. All Grillo rotavators are assembled with care in every detail and tested scrupulously by specialized personnel. Final inspection includes running the engine in order to check all its functions to ensure a further and final guarantee of a first class product. All Grillo machines are distributed and serviced by a widespread dealer network. Spare parts remain available for many years after production has stopped.



G Z1 - G Z2 - G Z3

"I want not only a robust, light and compact machine but also a safe, easy-to-use and efficient one!"

The Grillo G Z1, G Z2 and G Z3 range of rotavators are simple, reliable and safe to use, producing excellent results even in hard ground. They are compact and well-balanced, and are capable of tilling into corners and narrow areas.

Both the G Z1 and G Z2 have a 57 cm tiller, whilst the G Z3 is equipped with an 80 cm tiller. Their tines are made of specially tempered steel and can easily be replaced when worn. The tines continue to rotate even when the rotavator is not moving forward allowing you to easily move the G Z1 into reverse without too much effort.

The height and side position of the **handlebar** can be chosen through levers without loosening screws or turning knobs.



Active coupling.

When the lever is released the hoes stop immediately while the engine keeps on running. This ensures maximum handiness and greater safety.

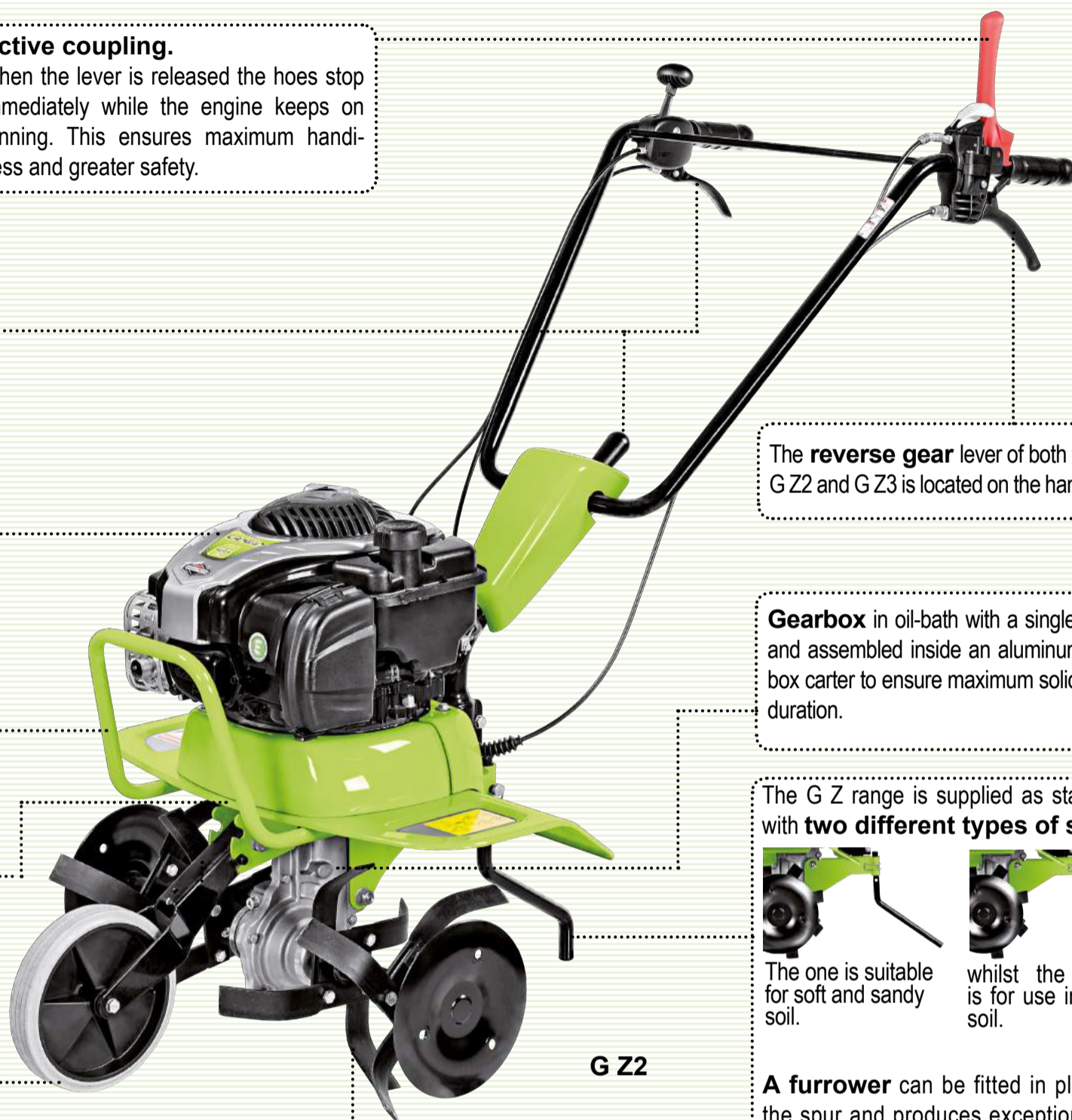
Tilling can be performed even at a torque of 2400 r.p.m. and the user can till the soil slowly at 80-90 r.p.m. or fast up to 155 r.p.m.

Both the G Z1 and G Z2 are fitted with a 575 EX Briggs & Stratton petrol engine with the new "Ready Start" device whilst the G Z3 comes with the Honda GCV160 petrol **engine**.

The **front bumper** fully protects the engine against incidental bumps and can be used as a grab bar when it is necessary to lift up the machine.

Mudguards are made out of a single steel mold and are therefore very resistant.

The **front transfer wheel** is equipped with a spring device that blocks it automatically into the working position or into the transfer position.



G Z2

The **reverse gear** lever of both the G Z2 and G Z3 is located on the handlebar.

Gearbox in oil-bath with a single speed and assembled inside an aluminum gearbox carter to ensure maximum solidity and duration.

The G Z range is supplied as standard with **two different types of spur**.



The one is suitable for soft and sandy soil.



whilst the other is for use in hard soil.

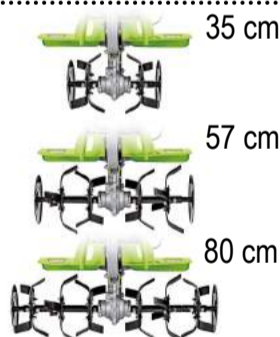
A **furrower** can be fitted in place of the spur and produces exceptional results.



G Z3

The G Z1 and G Z2 have a standard **tiller** comprising of 4 banks of tines with a width of 57cm, and includes side discs. Its possible to increase the width up to 80 cm or to shorten it to 35 cm (2 banks).

The G Z3 meanwhile is delivered as standard with an extension kit giving 6 banks of tines. Maximum tilling depth is 28 cm. All tines are manufactured from special tempered steel and are held securely in place with bolts.



The Grillo G Z rotavators are compact and are especially suitable for use in confined areas.

The handlebar can be folded without the use of tools making rotavators **easy to transport** thanks to their compact dimensions and low weight.

The handlebar can be adjusted into a lower position making it easier to push the machine on its **front transfer wheel**.



G Z2



G Z1

PRINCESS M1-MR-MP3

“Working with a rotavator second to none is highly satisfactory!”

Grillo rotavators Princess M1, Princess MR and Princess MP3 are reliable, safe and well-balanced. These models all have a belt-to-chain transmission: the M1 model has a single speed, the MR model has one forward and one reverse gear while the MP3 model has two forward gears plus one reverse gear. The tiller is 83 cm large and is composed of six tine-holders with side discs. It is possible to quickly remove two or four tine-holders to narrow the tilling width. The tempered-steel hoes can be easily dismantled.

The height and side position of the **handlebar** can be chosen through levers without loosening screws or turning knobs. It is therefore easier to work between plants and to avoid branches and obstacles.



Active coupling.

When the lever is released the hoes stop immediately while the engine keeps on running. This ensures maximum handiness and greater safety.

Three petrol **engines** are available:
EX17 Robin Subaru (see pic.) -
3000 Kohler – Honda GX160

The rotavator Princess **MP3** can be equipped with the plough kit which contains a furrow plough, a pair of wheels and of wheel weights.



The **front transfer wheel** is equipped with a spring device that blocks it automatically into the working position or into the transfer position.



The rotavators Princess M1-MR-MP3 are delivered standard with **two** different spurs.



The one is suitable for soft and sandy soils, while the other for hard soils.

The height of the **spur** can be adjusted and the spur itself could be fixed or swinging to keep the rotavator well-balanced on every kind of soil. Moreover, if the spur is adjusted in the swinging position it directs the rotavator when working all around plants.

The **furrower** can be fitted in place of the spur and guarantees great results.



The **transmission gearbox** is fixed via screws allowing you therefore to carry out service.

The rotavator Princess **MR** has one forward speed and one reverse speed. To engage the reverse speed press the lever located on the right side of the handlebar.

The rotavator Princess **MP3** has two forward speeds and one reverse speed. The mechanical gearbox is made of oil-bath gears and the gears lever is always at your fingertips.

The handlebar can be folded on all Princess models. These rotavators are also **easy to be transported** thanks to their compact dimensions.



“...heavy-duty, effective, manoeuvrable and built to last.”

PRINCESS MP3 PRO

Grillo rotavator Princess MP3PRO brings together the advantages and the manoeuvrability of the machines with a belt-to-chain transmission and the efficiency and robustness of the tiller with hexagonal shaft of professional motor-hoes.

Mechanic gearbox in oil-bath with 2 forward gears and one reverse gear.

Standard tiller is 97 cm large and it is composed of 6 tine elements with side discs, 27 mm hexagonal shaft.

Tines diameter of 33 cm. Tines are made of tempered steel and can be removed.

Princess MP 3PRO has **2 forward speeds and one reverse speed.**

The gear box is mechanical with oil bath gears. The gears lever is always at your fingertips. The first gear is used to break the hard superficial crust while a deeper soil processing is achieved with the second gear.



Active clutch.

When the user releases the clutch lever, the tiller rotation stops immediately while the engine keeps running. Maximum safety and practicality.


Engine: Honda GX200, petrol.

The front wheel is the best way for transport. It is equipped with a spring device which automatically locks the wheel in working or transport position.



Standard tiller is 97 cm large and allows a 33 cm working depth. It is made of 6 tine elements with side discs. The tines, made of tempered steel, are fixed via bolts. The tines have a 27 mm **hexagonal** shaft.

The **handlebar** is side and height-adjustable, with easy-to-use levers, and no need of special tools.



The **spur** is swinging and height-adjustable in 8 positions.

The **furrower** can replace the spur if you want perfect furrows for seeding or irrigation.

Grillo Princess motor hoes are practical and **easily transported** thanks to their front transport wheel, provided as a standard feature.

To obtain **a perfect finishing** and not to walk on the tilled soil, all the Grillo motor hoes have a side adjustable handlebar.

The furrower allows to draw regular **furrows**, and to choose their width and depth.



2500 - 3500

“ I need an everlasting, effective and comfortable machine”.

Grillo 2500 and 3500 motor hoes are very robust, reliable and well-balanced.

Both models are equipped with a mechanical transmission with oil bath gears with tine diameter of 32 cm.

Grillo 2500 motor hoe has 2 speeds. The 62 cm rotary tiller has 4 tines supports plus side discs.

Grillo 3500 motor hoe has 2 speeds plus reverse speed. The 99 cm rotary tiller has 6 tines supports.

Working width can be varied by using the rotary tiller extensions or by demounting tines supports.

Active clutch.

In case the user suddenly releases the handlebar, the tiller rotation stops immediately while the engine keeps running. Maximum practicality and safety.

Handlebar is side and height-adjustable, via practical levers, without using tools.



Grillo 2500 and 3500 can be fitted with petrol **engines** such as Kohler 3000, Robin Subaru EX17 or Honda GX160 (see picture). Grillo 3500 can also be fitted with the 15LD225 Lombardini diesel engine. Engine bumper as a standard feature.

The transmission with oil bath gears has two speeds. Grillo 3500 has also the reverse speed. **The tiller gear box is made of cast iron** to ensure maximum solidity.



The **spur** is swinging and height-adjustable in 8 positions. **The adjustable furrower** is attached once the spur has been removed and allow to carry out furrows of different width.




Standard **tillers** are 72 cm (2500) and 99 cm (3500) large. Tines shaft is **hexagonal** and the tines are made of hardened steel and fixed via bolts.

2500



3500



These rotavators can perfectly work both on slopes and transversally thanks to their **well-balanced structure**.

The front transport wheel can be lifted and it is optional on 2500, 3500 and 11500 models. It can be locked in working or in transport position via a spring device.

Grillo 3500, with 15LD225 Lombardini **diesel engine**, equipped with decompressor for an easy-start and front support. Cowling kit available as a standard feature.



11500

“This is my job and to do the best I can in all circumstances I need the highest performance possible...”

Grillo 11500 is unmatched in reliability and robustness.

This machine is suitable for an intense professional use thanks to its 3+one speeds gear box, its powerful diesel and petrol engines up to 8.3 HP and its 33 cm diameter tiller adjustable up to 125 cm.

The machine is provided with 2 PTO, one for spray pumps and the other one synchronized with gearbox speeds.

Active clutch.

In case the user suddenly releases the handlebar, the tiller rotation stops immediately while the engine keeps running. Maximum practicality and safety.

The handlebar is fitted on anti-vibration blocks, for a comfortable use.

Handlebar is side and height-adjustable, via practical levers, without using tools. It is therefore easier to work between plants and to avoid branches and obstacles.



The machine is fitted with **2 P.T.O.**: the upper one running at the engine r.p.m. in anti-clockwise rotation has a 11UNI 221 splined shaft; the lower one is synchronized with gearbox speeds in clockwise rotation and has a 13 UNI 221 splined shaft.



This machine can be fitted with: Lombardini 15 LD350 diesel **engine** (see picture) with decompressor for an easy-start. Electric starter and cowling kit available as optional; Robin Subaru EX17 petrol engine. Both engines have a bumper as a standard feature.


The transmission with oil bath gears has three forward speeds + one reverse speed.

The tiller gear box is made of cast iron to ensure maximum solidity.



The **spur** is swinging and height-adjustable in 8 positions.

The **adjustable furrower** is attached once the spur has been removed and allow to carry out furrows of different width.



Standard **tiller** is 99 cm large. Tines shaft is hexagonal and the tines are made of hardened steel and fixed via bolts.


































































As a standard feature all Grillo 11500 versions have a **front support** with a spring lock device.

Side wheels can be easily mounted by tightening 3 wing-nuts on the wheels discs. Forward motion is obtained thanks to tiller rotation (All Princess models, 2500, 3500, and 11500).


On very **hard soil** it is recommended to turn the spur to the front and to work without side discs. To get a tight internal radius, you can exclude the spur tilting lock device (2500, 3500 and 11500).

Single furrow plough, turn-wrest plough and pneumatic wheels can be fitted on Grillo 2500, 3500 and 11500 rotavators.



TECHNICAL DATA										
		ENGINE	POWER DISPLACEMENT CYLINDER N°	FUEL TANK CAPACITY	STARTER	GEARS SPEEDS TILLER rpm	TINES DIAMETER	TILLER WIDTH with side discs	TILLER WIDTH without side discs	WEIGHT
	G Z1	575 EX B&S	HP 3 - kW 2.2 140/1	0,8 L 		1 155 rpm	28 cm	57 cm 80 e 35 cm with rotary tiller extensions	52 cm 75 e 30 cm with rotary tiller extensions	35 kg
	G Z2	575 EX B&S	HP 3 - kW 2.2 140/1	0,8 L 		1 155 rpm R 2,1 km/h	28 cm	57 cm 80 e 35 cm with rotary tiller extensions	52 cm 75 e 30 cm with rotary tiller extensions	41 kg
	G Z3	GX 160 HONDA	HP 4.8 - kW 3.6 163/1	3,1 L 		1 155 rpm R 2,1 km/h	28 cm	35 - 57 - 80 cm	30 - 52 - 75 cm	45 kg
	Princess M1	3000 KOHLER	HP 5.5 - kW 4.1 196/1	3,6 L 		1 132 rpm	32 cm	59 - 83 cm	30 - 52 - 77 cm	62 kg
		EX 17 ROBIN SUBARU	HP 5 - kW 3.7 169/1	3,6 L 						61 kg
		GX 160 HONDA	HP 4.8 - kW 3.6 163/1	3,1 L 						59 kg
	Princess MR	3000 KOHLER	HP 5.5 - kW 4.1 196/1	3,6 L 		1 160 rpm R 2,3 km/h	32 cm	59 - 83 cm	30 - 52 - 77 cm	64 kg
		EX 17 ROBIN SUBARU	HP 5 - kW 3.7 169/1	3,6 L 						63 kg
		GX 160 HONDA	HP 4.8 - kW 3.6 163/1	3,1 L 						61 kg
	Princess MP3	3000 KOHLER	HP 5.5 - kW 4.1 196/1	3,6 L 		1 36 rpm 2 160 rpm R 2,3 km/h	32 cm	59 - 83 cm	30 - 52 - 77 cm	65 kg
		EX 17 ROBIN SUBARU	HP 5 - kW 3.7 169/1	3,6 L 						64 kg
		GX 160 HONDA	HP 4.8 - kW 3.6 163/1	3,1 L 						62 kg
	Princess MP3 PRO	GX 200 HONDA	HP 5.5 - kW 4.1 196/1	3,1 L 		1 36 rpm 2 160 rpm R 2,3 km/h	33 cm	97 cm	56 - 82 cm	66 kg
	2500	3000 KOHLER	HP 5.5 - kW 4.1 196/1	3,6 L 		1 53 rpm 2 123 rpm	32 cm	72 cm 99 cm with rotary tiller extensions	58 cm 85 cm with rotary tiller extensions	75 kg
		EX 17 ROBIN SUBARU	HP 5 - kW 3.7 169/1	3,6 L 						74 kg
		GX 160 HONDA	HP 4.8 - kW 3.6 163/1	3,1 L 						72 kg
	3500	3000 KOHLER	HP 5.5 - kW 4.1 196/1	3,6 L 		1 53 rpm 2 123 rpm R 3 km/h	32 cm	72 - 99 cm 125 cm with rotary tiller extensions	58 - 85 cm 111 cm with rotary tiller extensions	81 kg
		EX 17 ROBIN SUBARU	HP 5 - kW 3.7 169/1	3,6 L 						80 kg
		GX 160 HONDA	HP 4.8 - kW 3.6 163/1	3,1 L 						78 kg
		15 LD 225 LOMBARDINI	HP 4.8 - kW 3.5 224/1	3,0 L 						93 kg
	11500	EX 27 ROBIN SUBARU	HP 8.3 - kW 6.1 265/1	6,1 L 		1 53 rpm 2 123 rpm 3 162 rpm R 3 km/h	33 cm	72 - 99 cm 125 cm with rotary tiller extensions	59 - 86 cm 112 cm with rotary tiller extensions	90 kg
		15 LD 350 LOMBARDINI	HP 7.5 - kW 5.5 349/1	4,3 L 						110 kg
		15 LD 350 LOMBARDINI	HP 7.5 - kW 5.5 349/1	4,3 L 						121 kg

Grillo motorhoes are exclusively fitted with engines with the most suitable features for horticultural use, such as the excellent torque even at low rpm. These engines are robust, silent and incorporate the latest technical innovations ensuring reliability over a long period. They are easy-start engines with reduced fuel consumption and vibrations. For very dusty environments, Honda, Subaru and Lombardini engines have oil bath filters.



Grillo Technical Assistance
Efficient, practical pre- and after-sales service with a single goal: to always give our Customers quick, efficient answers



Guaranteed machines and solutions. Spare parts service with fast delivery times even for 30-year-old machines: value guaranteed over time.

GRILLO DEALERS

Specialized stores around the country are able to understand your specific needs to direct you toward the right choice. You will be met with quality, courtesy and a chance to view and try all Grillo products.



GRILLO SPA
Via Cervese, 1701 - 47521 CESENA (Italy)
Tel. (0039) 0547 633111 - Fax (0039) 0547 632011
Internet: www.grillospa.it
E-mail: grillo@grillospa.it

www.grillofrance.fr
www.grilloagrigarden.co.uk
www.grillodeutschland.de
www.grilloagrigarden.ru

info - www.grilloagrigarden.co.uk

