























STANDARD OFFER



	STANDARD OFFER		
	8FA8M	900112	978911
			

WITHOUT ROTARY TILLER AND WHEELS	CODE		 HP CV PS 3600 rpm	 CC		 DIESEL			 Kg
	8FA1R	EX 17	5	169/1					52
	8FA8M	GX 160	4.8	163/1					52
	8FA4F	15LD/ 225	4.8	224/1					63
	8FA7N	15LD/ 225	4.8	224/1					65

IMPLEMENTS	CODE	APPLICABLE ON	WEIGHT
	900112	G55 - G85 - G85d - G107d - GF2 - GF3	kg 9
	Pneumatic wheels 4.00-8 (fixed disks) pair		
	912712	G55 - GF2	kg 14
	Pneumatic wheels 16x6.50-8 (fixed disks) pair		
	900412	G55 - G85 - G85d - G107d - GF3	kg 22
	Pneumatic wheels 5.00-10 (adjustable disks) pair (only for plough or furrowers)		
	937112	G55 - G85 - G85d - G107d - G131 - GF2 - GF3	kg 2
	Wheels extensions 6 cm (pair) (fit 2 pairs max)		

IMPLEMENTS	CODE	APPLICABLE ON	WEIGHT
	978911	G55	kg 22
		Adjustable rotary tiller 58 cm (4x4 tines)	
	929512	G52 - G55	kg 5
		Kit to adjust a tiller at 37 cm	
	9C7012	G55 - G85 - G85d - G107d - G131	kg 2
		Rotary tiller support wheel	
	945022	G55 - G85 - G85d - G107d	kg 5
		Furrower behind the rotary tiller	
	9L7811 + 998211	G55 - GF2	kg 28
		TIROL central cutter bar 115 cm with crank action	
	9L7611 + 998211	G55 - GF2	kg 39
		Middle cut fingers central cutter bar 110 cm with crank action	
	9L2811	G55 - GF2	kg 45
		Central cutter double blade bar 117 cm with action	
	998211	G55 - GF2	kg 14
		Cutter bar action with quick coupling	
	9C0112	G55 - G85 - G85d - G107d - GF2 - GF3	kg 1.5
		Cutter bar side protections for item 9L2811 - 9L6911	

IMPLEMENTS	CODE	APPLICABLE ON	WEIGHT
	9C1621	G55 - G85 - G85d - G107d - GF2 - GF3	kg 1.5
	Cutter bar Tirol side protection		
	9L6211	G55 - GF2	kg 29
	Rotary cutter 50 cm		
	942722	G55	kg 3
	Frame for attachments for single furrow plough		
	942522	G55	kg 6
	Single furrow plough (item 942722 needed, 5.00-10 tyres and wheel weights 9G1212 are suggested)		
	942622	G55	kg 8
	Furrower (item 942722 needed, 5.00-10 tyres and wheel weights 9G1212 are suggested)		
	9G1212	G55 - G85 - G85d - G107d - G131	kg 20
	Wheel weights 20 kg per pair for wheels 4.00-8, 4.00-10, 5.00-10 (fixed and adjustable)		
	9G3211	G55 - G85 - G85d - G107d	kg 13
	Engine-weights 13 Kg for GX 160 engine		
	9E6411 9E6111 9E5911B	G55 - GF2	kg 59
	Front blade 100 cm + Weight for front blade + Rubber end for blade 100 cm		
	9F4212	G55 - G85 - G85d - G107d	kg 4
	Tow bar		

IMPLEMENTS	CODE	APPLICABLE ON	WEIGHT
	9D0321	G55 - G85 - G85d - G107d - G131	kg 150
Tipping towed trailer 150x110 cm with brakes (item 9F4212 needed)			
	9E6922	G55 - GF2	kg 47
Snow thrower two-stage 60 cm			

BITTANTE

